


PRICE LIST of "WWSE" COLLECTORS

CODE	DIMENSION	ABSORBER COATING	NUMBER OF RISERS	WEIGHT	FLOW AMOUNT	PRICE
WWSE 25	2006x1236x105 mm	Blutec Selective Coating 0,12mm Thickness	10 Units	43.5 kg	120 lt/h	
WWSE 18	1945x945x105 mm	Blutec Selective Coating 0,12mm Thickness	8 Units	33.5 kg	100 lt/h	

COMMON FEATURES	STANDART		
CASE	Special Case		
ABSORBER FIXING	Ultrasonic Welding		
ABSORBER PIPE	Ø8x0.5 mm Copper		
HEADER PIPE	Ø18x0,8 mm Copper		
TOP COVER	4 mm thick Low Iron Tempered Glass		
INSULATION	50 mm thick High Dns. Foiled Glasswool		
WATER PROOFING	EPDM in a Single Piece.		
HEAT ENDURANCE	200°C		
BACK PLATE	0.5 mm thick Embossed Aluminum		
TEST PRESSURE	20 bar		
WORKING PRESSURE	10 bar		
NET PRODUCTIVITY	80%		
CERTIFICATE	Fraunhofer Institut für Solare Energiesysteme ISE Efficiency measurement according to EN 12975-2 --- TS 3680-1 EN 12975-1,2 ---TS-ISO-EN 9000		
CERTIFICATE LINK	http://www.ise.fhg.de/german/fields/field1/mb4/pzts/test_reports/pdf/KTB-2004-04.pdf		

DELIVERY & PAYMENT CONDITIONS

PACKING	
DELIVERY	
SHIPMENT TERMS	
PAYMENT	

BANK DETAILS

NAME OF BANK	
BRANCH NAME	
ACCOUNT NAME	
IBAN NO	


CONTAINER LOADING (APPROX)

TYPE	20 FEET		40 FEET	
	WWSE 25	104 Units	76 Units with pallet	216 Units
WWSE 18	134 Units	101 Units with pallet	268 Units	202 Units with pallet

WWSE

www.worldwide-solar-energy.com

info@worldwide-solar-energy.com

PRICE LIST of "WWSEC" COLLECTORS						
CODE	DIMENSION	ABSORBER COATING	NUMBER OF RISERS	WEIGHT	FLOW AMOUNT	PRICE
WWSEC 23	1925x1185x100 mm	Blutec Selective Coating 0,12mm Thickness	10 Units	37 kg	120 lt/h	
WWSEC 18	1925x925x100 mm	Blutec Selective Coating 0,12mm Thickness	8 Units	30.5 kg	100 lt/h	
COMMON FEATURES		STANDART		OPTIONAL	ADDITIONAL PRICE	
CASE		Standart Case		Low Iron Tempered	"WWSEC 23"	"WWSEC 18"
ABSORBER FIXING		Ultrasonic Welding			€ 12,-	€ 8,-
ABSORBER PIPE		Ø12x0.5 mm Copper				
HEADER PIPE		Ø25x0.8 mm Copper				
TOP COVER		4 mm thick Tempered Glass				
INSULATION		50 mm thick Glasswool				
WATER PROOFING		EPDM in a Single Piece.				
HEAT ENDURANCE		200°C				
BACK PLATE		0.5 mm thick Embossed Aluminum				
TEST PRESSURE		20 bar				
WORKING PRESSURE		10 bar				
NET PRODUCTIVITY		80%				
CERTIFICATE		TS 3680-1 EN 12975-1,2 — TS-ISO-EN 9000				
						
DELIVERY & PAYMENT CONDITIONS						
PACKING						
DELIVERY						
SHIPMENT TERMS						
PAYMENT						
BANK DETAILS						
NAME OF BANK						
BRANCH NAME						
ACCOUNT NAME						
IBAN NO						
CONTAINER LOADING (APPROX)						
TYPE	20 FEET		40 FEET			
WWSEC 23	110 Units	81 Units with pallet	230 Units	171 Units with pallet		
WWSEC18	150 Units	105 Units with pallet	300 Units	210 Units with pallet		


WWSE

www.worldwide-solar-energy.com

info@worldwide-solar-energy.com

PRICE LIST of "WWSE" COLLECTORS

CODE	DIMENSION	ABSORBER COATING	NUMBER OF RISERS	WEIGHT	FLOW AMOUNT	PRICE
WWSE 23	1925x1185x100 mm	Black Painted Copper	10 Units	37 kg	120 lt/h	
WWSE 18	1925x925x100 mm	Black Painted Copper	8 Units	30 kg	100 lt/h	

COMMON FEATURES	STANDART	OPTIONAL	ADDITIONAL PRICE	
			"WWSE 23"	"WWSE 18"
CASE	Painted Extruded Aluminum	Low Iron Tempered	€ 12,-	€ 8,-
ABSORBER	Special Mat Painted			
ABSORBER PIPE	Ø12x0.5 mm Copper			
HEADER PIPE	Ø25x0.8 mm Copper			
TOP COVER	4 mm thick Tempered Glass			
INSULATION	50 mm thick Glasswool			
WATER PROOFING	EPDM in a Single Piece.			
HEAT ENDURANCE	200°C			
BACK PLATE	0.5 mm thick Embossed Aluminum			
TEST PRESSURE	15 bar			
WORKING PRESSURE	10 bar			
NET PRODUCTIVITY	70%			
CERTIFICATE	TS 3680-1 EN 12975-1,2 -----TS-ISO-EN 9000			

DELIVERY & PAYMENT CONDITIONS

PACKING	
DELIVERY	
SHIPMENT TERMS	
PAYMENT	

BANK DETAILS

NAME OF BANK	
BRANCH NAME	
ACCOUNT NAME	
IBAN NO	

CONTAINER LOADING (APPROX)

TYPE	20 FEET		40 FEET	
	WWSE 23	110 Units	81 Units with pallet	232 Units
WWSE18	150 Units	105 Units with pallet	300 Units	210 Units with pallet

WWSE

www.worldwide-solar-energy.com

info@worldwide-solar-energy.com

PRICE LIST of "WWSE" COLLECTORS

CODE	DIMENSION	ABSORBER COATING	NUMBER OF RISERS	WEIGHT	FLOW AMOUNT	PRICE
WWSE 23	1925x1185x100 mm	Black Painted Extruded Aluminum Fins with Pipes	2x8 = 16 Units	37,5 kg	120 lt/h	
WWSE 18	1925x925x100 mm	Black Painted Extruded Aluminum Fins with Pipes	2x6 = 12 Units	31,5 kg	100 lt/h	

COMMON FEATURES	STANDART	OPTIONAL	ADDITIONAL PRICE	
			"WWSE 23"	"WWSE 18"
CASE	Unpainted Extruded Aluminum	Tempered Glass	EUR 12,-	EUR 6,-
ABSORBER	Special Mat Painted	Low Iron Tempered	EUR 21,-	EUR 18,-
ABSORBER PIPE	Ø16x1.4 mm Aluminum			
HEADER PIPE	Ø30x2.25 mm Aluminum			
TOP COVER	4 mm thick Normal Flat Glass			
INSULATION	50 mm thick Glasswool			
WATER PROOFING	EPDM in a Single Piece.			
HEAT ENDURANCE	200°C			
BACK PLATE	0.35 mm thick Embossed Aluminum			
TEST PRESSURE	15 bar			
WORKING PRESSURE	10 bar			
NET PRODUCTIVITY	65%			
CERTIFICATE	TS 3680-1 EN 12975-1,2 --- TS-ISO-EN 9000			



DELIVERY & PAYMENT CONDITIONS

PACKING	
DELIVERY	
SHIPMENT TERMS	
PAYMENT	

BANK DETAILS

NAME OF BANK	
BRANCH NAME	
ACCOUNT NAME	
IBAN NO	

CONTAINER LOADING (APPROX)

TYPE	20 FEET		40 FEET	
	WWSE 23	104 Units	76 Units with pallet	216 Units
WWSE18	134 Units	100 Units with pallet	274 Units	209 Units with pallet

WWSE

www.worldwide-solar-energy.com

info@worldwide-solar-energy.com


WWSE MATIC SYSTEM (150 LT)

*Polyurethane Isolation	
*1 piece 2,3 m ² Copper Collector	
*Tempered Glass	
*Enameled Tank	
*150 Lt. Tank Capacity	
Closed Loop price	
Open Loop price	




WWSE MATIC SYSTEM (200 LT)

*Polyurethane Isolation	
*2 piece 1,8 m ² Copper Collector	
*Tempered Glass	
*Enameled Tank	
*200 Lt. Tank Capacity	
Closed Loop price	
Open Loop price	



WWSE MATIC SYSTEM (300 LT)

*Polyurethane Isolation	
*2 piece 2,3 m ² Copper Collector	
*Tempered Glass	
*Enameled Tank	
*300 Lt. Tank Capacity	
Closed Loop price	
Open Loop price	




WWSE

www.worldwide-solar-energy.com

info@worldwide-solar-energy.com

PRICE LIST OF ONE SERPENTINED BOILERS

CODE & CAPACITY	DIMENSION (mm)	BOILER VOLUME	ISOLATION	WEIGHT	SERPANTINE VOLUME	PRICE (EUR)
WWSES 100 lt	570 X 1100	100lt	50 mm	50 kg	0,6 m ²	
WWSES 200 lt	570 X 1325	200lt	50 mm	105 kg	1,5 m ²	
WWSES 300 lt	625 X 1600	300lt	50 mm	125 kg	1,8 m ²	
WWSES 400 lt	750 X 1600	400lt	50 mm	164 kg	2,1 m ²	
WWSES 500 lt	750 X 1735	500lt	50 mm	174 kg	2,4 m ²	
WWSES 800 lt	900 X 1825	800lt	50 mm	395 kg	3,4 m ²	
WWSES 1000 t	1000 X 1750	1000lt	50 mm	480 kg	4 m ²	

COMMON FEATURES	STANDART	
COATING	ENAMELED	
BODY TEST PRESSURE	12 BAR	
BODY WORKING PRESSURE	6 BAR	
MAGNESIUM ANODE	YES	
ELECTRIC RESISTANCE 2000 W	YES	
ISOLATION	POLYURETHANE	
		

DELIVERY & PAYMENT CONDITIONS

PACKING	
DELIVERY	
SHIPMENT TERMS	
PAYMENT	
CERTIFICATE	

BANK DETAILS

NAME OF BANK	
BRANCH NAME	
ACCOUNT NAME	
IBAN NO	

WWSE


www.worldwide-solar-energy.com

info@worldwide-solar-energy.com

--

PRICE LIST of DOUBLE SERPENTINED BOILERS

CODE & CAPACITY	DIMENSION (mm)	BOILER VOLUME	ISOLATION	WEIGHT	SERPANTINE VOLUME		PRICE (EUR)
					UPPER	BOTTOM	
WWSED 200 lt	570 X 1325	200lt	50 mm	104 kg	0,6 m ²	1,2 m ²	
WWSED 300 lt	625 X 1600	300lt	50 mm	133 kg	1,5 m ²	1,2 m ²	
WWSED 400 lt	750 X 1600	400lt	50 mm	163 kg	1,5 m ²	2,1 m ²	
WWSED 500 lt	750 X 1735	500lt	50 mm	192 kg	1,8 m ²	2,4 m ²	
WWSED 800 lt	900 X 1825	800lt	50 mm	425 kg	2,5 m ²	3,4m ²	
WWSED 1000lt	1000 X 1750	1000lt	50 mm	525 kg	3,1 m ²	4 m ²	

COMMON FEATURES	STANDART	
COATING	ENAMELED	
BODY TEST PRESSURE	12 BAR	
BODY WORKING PRESSURE	6 BAR	
MAGNESIUM ANODE	YES	
ELECTRIC RESISTANCE 2000 W	YES	
ISOLATION	POLYURETHANE	
		

DELIVERY & PAYMENT CONDITIONS

PACKING	
DELIVERY	
SHIPMENT TERMS	
PAYMENT	
CERTIFICATE	

BANK DETAILS

NAME OF BANK	
BRANCH NAME	
ACCOUNT NAME	
IBAN NO	


WWSE

www.worldwide-solar-energy.com

info@worldwide-solar-energy.com

PRICE LIST OF CLOSED LOOP TANK

CODE & CAPACITY	DIMENSION (mm)	BOILER VOLUME	ISOLATION	WEIGHT	PRICE (EUR)
WWSE 150 It	570 X 1100	150lt	50 mm	79 kg	
WWSE 200 It	570 X 1325	200lt	50 mm	94 kg	
WWSE 300 It	625 X 1600	300lt	50 mm	120 kg	
WWSE 500 It	750 X 1735	500lt	50 mm	175 kg	

COMMON FEATURES	STANWWSERT	
COATING	ENAMELED	
BODY TEST PRESSURE	12 BAR	
BODY WORKING PRESSURE	6 BAR	
MEMBRANE TEST PRESSURE	4 BAR	
MEMBRANE WORKING PRESSURE	2.5 BAR	
MAGNESIUM ANODE	INCLUDED	
ELECTRIC RESISTANCE 2000 W	INCLUDED	
ISOLATION	POLYURETHANE	
		

DELIVERY & PAYMENT CONDITIONS

PACKING	
DELIVERY	
SHIPMENT TERMS	
PAYMENT	
CERTIFICATE	

BANK DETAILS

NAME OF BANK	
BRANCH NAME	
ACCOUNT NAME	
IBAN NO	


WWSE

www.worldwide-solar-energy.com

info@worldwide-solar-energy.com

PRICE LIST OF OPEN LOOP TANK

CODE & CAPACITY	DIMENSION (mm)	BOILER VOLUME	ISOLATION	WEIGHT	PRICE (EUR)
WWSE 150 lt	570 X 1100	150lt	50 mm	60 kg	
WWSE 200 lt	570 X 1325	200lt	50 mm	72 kg	
WWSE 300 lt	625 X 1600	300lt	50 mm	91 kg	
WWSE 500 lt	750 X 1735	500lt	50 mm	130 kg	

COMMON FEATURES	STANWWSERT	
COATING	ENAMELED	
BODY TEST PRESSURE	12 BAR	
BODY WORKING PRESSURE	6 BAR	
MAGNESIUM ANODE	INCLUDED	
ELECTRIC RESISTANCE 2000 W	INCLUDED	
ISOLATION	POLYURETHANE	
		

DELIVERY & PAYMENT CONDITIONS

PACKING	
DELIVERY	
SHIPMENT TERMS	
PAYMENT	
CERTIFICATE	

BANK DETAILS

NAME OF BANK	
BRANCH NAME	
ACCOUNT NAME	
IBAN NO	

WWSE

www.worldwide-solar-energy.com

info@worldwide-solar-energy.com

CODE	Product	Quantity pcs	
00200WWSE	200 Lt Boiler; Double Serpentine, Enameled	1	
	WWSEC 18 Selective Collector	3	
	Automatic Control (ESR21)	1	
	Pump Group (Oventrop)	1	
	Closed Expansion Vessel 8 Lt.	1	
	Air Vent	1	
	Pressure Reducer	1	
	Safety Valve	1	
	2 Collectors Roof Mounting Kits	1	
Total Price (EUR)			

CODE	Product	Quantity pcs	
00300WWSE	300 Lt Boiler; Double Serpentine, Enameled	1	
	WWSEC 18 Selective Collector	3	
	Automatic Control (ESR21)	1	
	Pump Group (Oventrop)	1	
	Closed Expansion Vessel 10 Lt.	1	
	Air Vent	1	
	Pressure Reducer	1	
	Safety Valve	1	
	3 Collectors Roof Mounting Kits	1	
Total Price (EUR)			

WWSE

www.worldwide-solar-energy.com

info@worldwide-solar-energy.com

CODE	Product	Quantity pcs	
00400WWSE	400 Lt Boiler; Double Serpentine, Enameled,	1	
	WWSEC 18 Selective Collector	4	
	Automatic Control (ESR21)	1	
	Pump Group (Oventrop)	1	
	Closed Expansion Vessel 12 Lt.	1	
	Air Vent	1	
	Pressure Reducer	1	
	Safety Valve	1	
	4 Collectors Roof Mounting Kits	1	
	Total Price (EUR)		

CODE	Product	Quantity pcs	
00500WWSE	500 Lt Boiler; Double Serpentine, Enameled,	1	
	WWSEC 18 Selective Collector	5	
	Automatic Control (ESR21)	1	
	Pump Group (Oventrop)	1	
	Closed Expansion Vessel 15 Lt.	1	
	Air Vent	1	
	Pressure Reducer	1	
	Safety Valve	1	
	5 Collectors Roof Mounting Kits	1	
	Total Price (EUR)		

WWSE

www.worldwide-solar-energy.com

info@worldwide-solar-energy.com

CODE	Product	Quantity pcs	
001000WWSE	1000 Lt Boiler; Double Serpented,Enameled,	1	
	WWSEC 18 Sellaective Collector	10	
	Automatic Control (ESR21)	1	
	Pomp Group (Oventrop)	1	
	Closed Expansion Vessel 30 Lt.	1	
	Air Vent	1	
	Pressure Reducer	1	
	Safety Valve	1	
	10 Collectors Roof Mounting Kits	1	
	Total Price (EUR)		

WWSE

www.worldwide-solar-energy.com

info@worldwide-solar-energy.com